

Joining a Zoom Webinar

from an Android phone or tablet

If you don't have the Zoom app

Step 1:

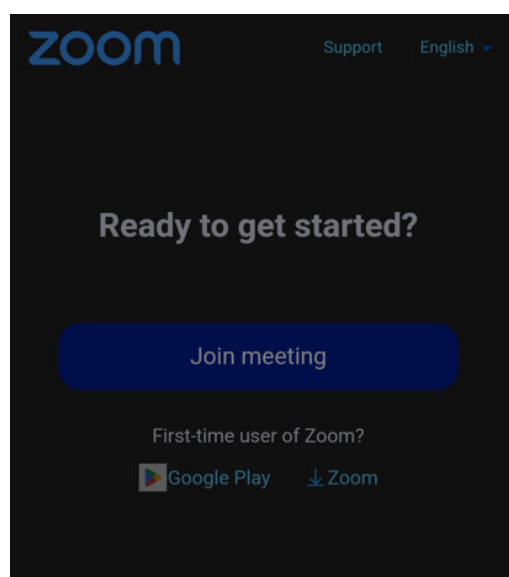
Click the joining link in your confirmation email.

You can access the webinar [here](#).

Passcode: 261802.

Step 2:


Zoom will then prompt you to install the Zoom Workplace app.



Step 3:

Click 'tap to install Zoom Workplace app', which will then bring you to either the Google Play Store or your phone's default app store. This 'tap' button will take you to the correct app, so download the Zoom Workplace App.

You may need to wait a few minutes for the app to install on your device.

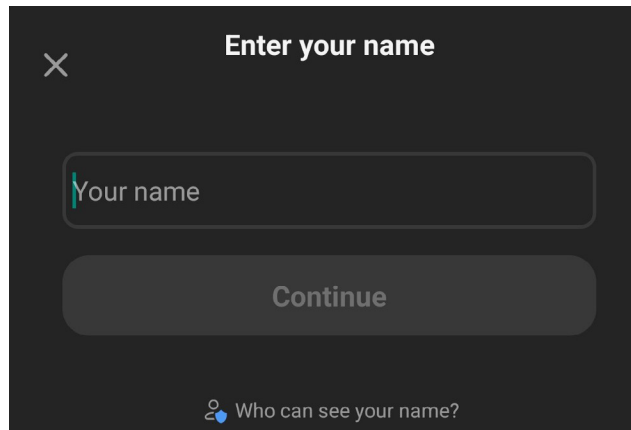


Joining a Zoom Webinar

from an Android phone or tablet

Step 4:

Once you've downloaded the app, click the link in the confirmation email again, and you will be prompted to enter your name in a black box. Enter your name and then click 'continue'.



Step 5:

If the webinar has started, you'll be brought straight into the webinar. If the webinar hasn't started yet, a holding screen will appear, with the title of the webinar, scheduled start time and a message that reads 'waiting for host to start the webinar'.

Whilst we will always endeavour to start our sessions on time, there may be slight delays with starting the webinar. If you're still seeing a holding screen a few minutes after the scheduled start time, don't worry you've done everything right, the session just hasn't started yet. Stay on that screen and wait for the webinar to start.

Action for Pulmonary Fibrosis - Webinar


Scheduled: 15:00 Fri, 4 April

Waiting for host to start the webinar



Joining a Zoom Webinar

from an Android phone or tablet



If you already have the Zoom app

Step 1:

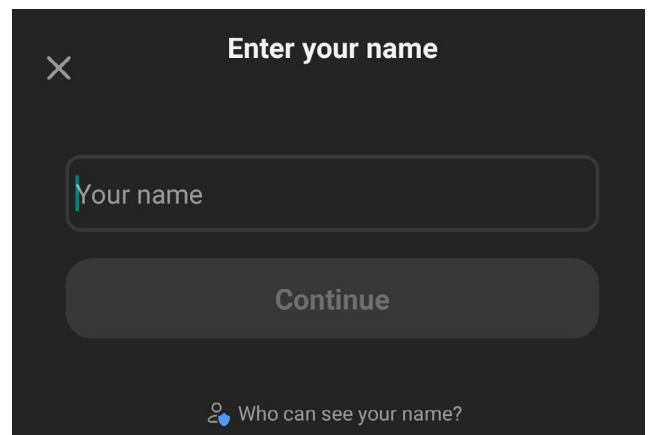
Click the joining link in your confirmation email.

You can access the webinar [here](#).

Passcode: 261802.

Step 2:

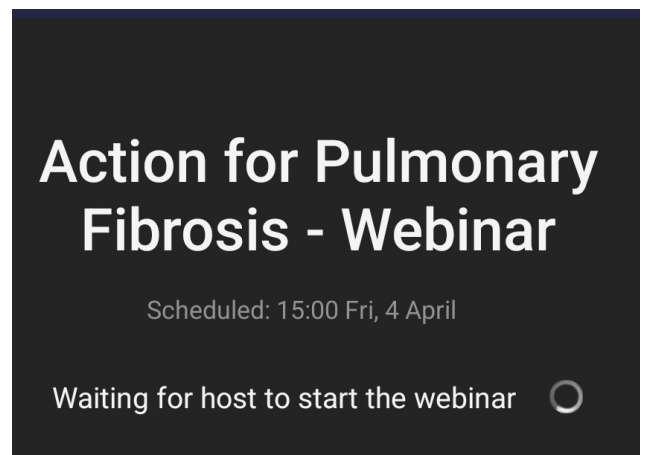
When you click the Zoom link in the confirmation email, it will prompt you to add enter your name. Enter your name and click 'continue'.



Step 3:

If the webinar has started, you'll be brought straight into the webinar. If the webinar hasn't started yet, a holding screen will appear, with the title of the webinar, scheduled start time and a message that reads 'waiting for host to start the webinar'.

Whilst we will always endeavour to start our sessions on time, there may be slight delays with starting the webinar. If you're still seeing a holding screen a few minutes after the scheduled start time, don't worry you've done everything right, the session just hasn't started yet. Stay on that screen and wait for the webinar to start.



Registered office:

Action for Pulmonary Fibrosis, Stuart House,
East Wing, St John's Street, Peterborough PE1 5DD



England & Wales Charity Registration Number: 1152399
Scotland Charity Registration Number: SC050992

